



Zoe

CARATTERISTICHE TECNICHE

Struttura: in legno classe E1, imbottita in poliuretano e rivestita con tessuto protettivo accoppiato.

Meccanismo: E' composta prevalentemente da tubolare per mobilio lucido tipo "acciaio Fe. 360 B Fe 430c" caratteristiche meccaniche UNI 5867 -EU 111. Il piano letto e' realizzato con pannelli di rete elettrosaldata, il piano seduta è realizzato tramite cinghie elastiche realizzate con tessuto prolipopilene e fili di gomma di lattice naturale.

MATERASSO: Materasso in espanso lastre in espanso densità kg 21 / mc rivestimento in tessuto spigato cotone 100% trapuntato I materassi utilizzati sono conformi alle normative vigenti in materia di tutela ambientale e comunque non tossici o dannosi all'uomo.

Cuscini sedili: espanso d.25s giallo - polilatex serie standard ovatta resinato gr. 200 con vellutino mm2

Cuscini schienali: espanso d.25s Giallo polilatex serie standard espanso d.21n/q -Polilatex serie standard

Piedini: piedini realizzati in plastica antiscivolo, di altezza mm70

Rivestimento: tessuto completamente sfoderabile.

TECHNICAL FEATURES

Structure: in wood class E1, padded with polyurethane and covered with bonded protective fabric.

Meccanism: It is composed mainly of tubular for shiny furniture like "Fe steel. 360 B Fe 430c" mechanical characteristics UNI 5867 -EU 111. The bed surface is made of electro-welded mesh panels, the seat is made of elastic belts made of prolipopylene fabric and natural latex rubber threads.

MATTRESS: Mattress in expanded foam sheets density 21 / mc covering in herringbone cotton 100% quilted The mattresses used are in compliance with current regulations on environmental protection and non-toxic or harmful to humans.

Seat cushions: foam d.25s yellow - polilatex standard series wadded resin gr. 200 with mm2 velvet

Back cushions: foam d.25s Yellow polilatex standard series expanded d.21n / q -Polilatex standard series

Feet: feet made of non-slip plastic, height mm70

Cover: completely removable fabric.



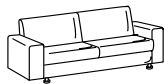
L. w. 121 - P. d. 95 - H. h. 90



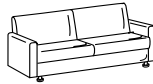
L. w. 105 - P. d. 95 - H. h. 90




L. w. 127 - P. d. 95 - H. h. 90




L. w. 170 - P. d. 95 - H. h. 90



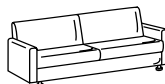
L. w. 154 - P. d. 95 - H. h. 90



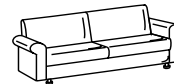
L. w. 176 - P. d. 95 - H. h. 90




L. w. 190 - P. d. 95 - H. h. 90



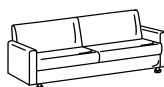
L. w. 174 - P. d. 95 - H. h. 90



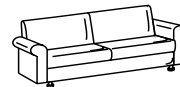
L. w. 196 - P. d. 95 - H. h. 90



L. w. 210 - P. d. 95 - H. h. 90



L. w. 194 - P. d. 95 - H. h. 90



L. w. 216 - P. d. 95 - H. h. 90



L. w. 80 - P. d. 168 - H. h. 90

Altezza seduta da terra cm 48

Seat height from the ground cm 48

Altezza schiena da terra cm 74

Height back from the ground cm 74

Profondità seduta cm 57

Seat depth cm 57

Altezza piedino cm 7

Height leg cm 7

Altezza bracciolo da terra cm 64

Height armrest from the ground cm 64