



## Enigma

### CARATTERISTICHE TECNICHE

Struttura: in legno, imbottita in poliuretano e rivestita con tessuto protettivo accoppiato.

Molleggio: cinghie elastiche

Cuscini sedili: poliuretano espanso di densità 30 kg/m<sup>3</sup>, fibra poliester MIND e tela di cotone.

Cuscini schienali: poliuretano espanso di densità 18 kg/m<sup>3</sup>, fibra poliester MIND e tela di cotone.

Piedini: Acciaio h. 6 cm

Rivestimento: tessuto completamente sfoderabile.

### TECHNICAL FEATURES

Structure: in wood, padded with polyurethane and covered with bonded protective fabric.

Sprung seats: elastic straps.

Seat cushions: polyurethane of densities 30 kg/m<sup>3</sup>, polyester fibre MIND and covered with cotton leather.

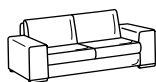
Back cushions: polyurethane of densities 18 kg/m<sup>3</sup>, polyester fibre MIND and covered with cotton leather.

Feet: Steel h. 6 cm

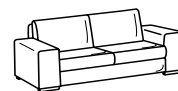
Cover: completely removable fabric.



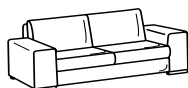
L. w. 175 - P. d. 96 - H. h. 87



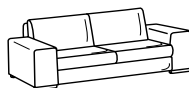
L. w. 175 - P. d. 96 - H. h. 87



L. w. 195 - P. d. 96 - H. h. 87



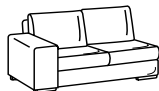
L. w. 215 - P. d. 96 - H. h. 87



L. w. 235 - P. d. 96 - H. h. 87



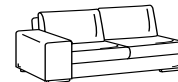
L. w. 150 - P. d. 96 - H. h. 87



L. w. 170 - P. d. 96 - H. h. 87



L. w. 190 - P. d. 96 - H. h. 87



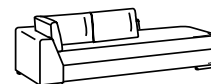
L. w. 210 - P. d. 96 - H. h. 87



L. w. 98 - P. d. 166 - H. h. 87



L. w. 96 - P. d. 96 - H. h. 87



L. w. 96 - P. d. 240 - H. h. 87



L. w. 65 - P. d. 65 - H. h. 40



L. w. 85 - P. d. 65 - H. h. 40

Altezza seduta da terra	cm 46	Seat height from the ground	cm 46	Altezza schiena da terra	cm 67	Height back from the ground	cm 67
Profondità seduta	cm 60	Seat depth	cm 60	Altezza piedino	cm 6	Height leg	cm 6
Altezza bracciolo da terra	cm 58	Height armrest from the ground	cm 58				