



Twin

CARATTERISTICHE TECNICHE

Struttura: in legno, imbottita in poliuretano e rivestita con tessuto protettivo accoppiato.

Molleggio: cinghie elastiche

gomma: -D/30PF + D/21SH3 -RESINATO GR.200/V

Schiena curve: -D/40T -D/21SH3 -D/21SH3 -D/40T -D/40T + ECRU' CON SABBIA + RIVESTIMENTO OVATTA 300/V

Schiena rettangolari: -D/40T -D/21SH3 -D/21SH3 -D/40T-D/40T + ECRU' CON SABBIA + RIVESTIMENTO OVATTA 300/V

Piedini: acciaio h. 18 cm

Rivestimento: tessuto completamente sfoderabile.

TECHNICAL FEATURES

Structure: in wood, padded with polyurethane and covered with a protective fabric lining.

Springing: elastic belts


rubber: -D / 30PF + D / 21SH3 -RESINATED GR.200 / V

Curved backs: -D / 40T -D / 21SH3 -D / 21SH3 -D / 40T -D / 40T + ECRU 'WITH SAND + OVATTA OVATTA 300 / V


Rectangular backs: -D / 40T -D / 21SH3 -D / 21SH3 -D / 40T-D / 40T + ECRU 'WITH SAND + OVATTA OVATTA 300 / V

Feet: steel h. 18 cm


Cover: completely removable fabric.




L. w. 115 - P. d. 115 - H. h. 43



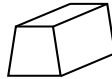
L. w.160 - P. d. 115 - H. h. 43



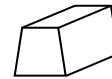
L. w.190 - P. d. 115 - H. h. 43



L. w.230 - P. d. 115 - H. h. 43



L. w. 92 - P. d. 36 - H. h. 33



L. w. 62 - P. d. 36 - H. h. 33



L. w. 83 - P. d. 38 - H. h. 44



piccola L. w. 60-Pd.38-H. h. 44
grande L. w. 83-Pd.38-H. h. 44



L. w. 62 - P. d. 33 H. h. 11